



Motion User Manual

Model: SPHNS-S01E



Preface	1
Safety Instructions	2
Overview of Function	5
Part Name	6
Function setting	7
Troubleshooting	9

Thank you for choosing C&H commercial air conditioner!
Please read this manual carefully before using , and keep it properly.
Should you have any questions, please contact with the dealer or our
service center.

- Please do not assemble in the following cases
 - Oil (including machine oil) foam spray, with much steam
 - Place of vulcanization like hot spring
 - Place with combustible gas
 - Area with higher saltness, like coastal region
 - Place of acidity and alkalescence
- Medical equipment with electromagnetic wave, please do not put the signal face of electromagnetic wave directly to the remote control to avoid any misoperation. To avoid the influence of electromagnetic wave, please put the machinery, which could produce the electromagnetic wave, out of 3m.

Marks



Warning:

Misoperation, might cause death and serious injury, grave consequences



: Compel matter, guide unspecified user



: Reference



: Helping





: Ban



: Alarm, other matters of ATTENTION items.



Safety Instructions

- Please read this safety instruction before using the product.
- The ATTENTION items is marked as 「 **Warning** 」
「 **Warning**」 are the serious results that might cause by misoperation
.Do follow it !
- Please keep this OPERATION INSTRUCTION, in case of needy.

Installation . Electric execution



Warning

- Do entrust dealer or professional installation personnel who has execution licence. If not, might cause leakage, electric shock, fire or damage of machine dropping.
- License of electric execution is needed. Do entrust dealer who has execution license. Because wrong installation might cause electric shock and fire.



Maintenance & move



Warning

- When maintaining the machine, please contact dealer or appointed service center. Improper maintenance and wrong assembling might cause electric shock, fire and other damages.
- Please contact dealer or appointed service center, when maintaining or move Motion. Improper maintenance and wrong assembling might cause electric shock, fire and other damages.

In Operation




Warning


- Do not operate with wet hand, it might cause electric shock.



- Safety instruction: When machine restarts repeatedly or behave unusual, do shut main power supply at once.



- When anomaly occurs, like scorched smell, be sure to stop the operation completely and shut down the main power supply. Otherwise it might cause electric shock, fire and other damage. Please contact with dealer or appointed service center.



Other warning and matters



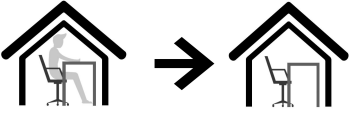


Warning


- Do not let water in during maintenance. Electric parts exposed to water might cause electric shock.
- Do not reform wiring by yourself. It might cause major accident.
- Do not shut down power supply in 3min after operating with remote control. It might cause misoperation.

Overview of Function

Motion based on the detected number of people including stationary(Like sleeping) to adjust the setting temperature and fan speed. The LED flashes once whenever Motion detects the change of occupancy or it changes the setting temperature.

Number of people changes	Motion's action		
<p>Number of people Increase</p> 	<p>Cooling: Target temperature is 33.8~35.6°F (1~2°C) lower than the setting temperature.</p>	<p>The higher of the indoor activity level, the faster of the setting temperature changes.</p>	
<p>Number of people Decrease</p> 	<p>Cooling: Target temperature is 33.8~35.6°F (1~2°C) higher than the setting temperature. Fan speed is 1 lower than the set level.</p>		
<p>No one in the room</p> 	<p>Three modes for user to choose from: 1) Continue operation 2) Standby 3) Stop</p> <p>Time for judging vacancy to choose from: 15min; 30min; 60min; 90min; 120min</p>		

Parts Name _____

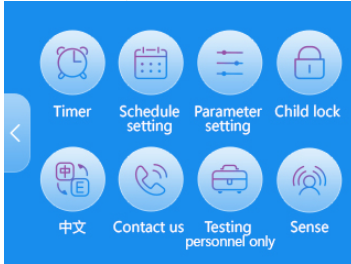


Notes

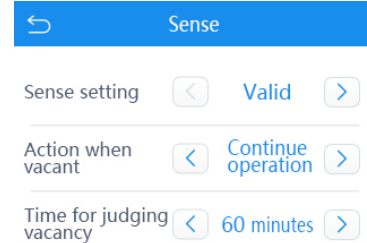
1. The sensor is designed to detect not only human bodies but also objects that generate heat. (For instance, moving animals can also be detected.)
2. A small exposed-area of skin may decrease the sensitivity of the sensor.
3. If the ambient temperature is above 95°F (35°C), the sensor may not be able to detect people.
4. If the sensor is damaged or covered with oil, dust or soot, etc., it may not be able to detect people.
5. Make sure the rotating part is in the right position during operation.

Wired remote controller has [sense] function.

1. Display the Menu screen



2. Select [Sense] function



If human sensor is not connected with remote controller, the icon of the [sense] function is invalid.

3. Set corresponding function

<p>Sense setting</p>	<p>Valid: All the Motion's function is available, including adjusting set temperature and fan speed, and taking action when vacant. Invalid: None of the above functions are available.</p>
<p>Action when vacant</p>	<p>Continue operation: When time for vacancy is finished, the unit continues running without other action. Standby: When time for vacancy is finished, unit is switched off, after 1min continuous detection, human is detected again by Motion, unit is switched on and maintain former setting. Stop: When time for vacancy elapses, the unit is switched off.</p>

Time for judging vacancy : 5 options are available for user to choose from.



Function setting

Wired remote controller don't has [sense] function.

Motion's function is switched on by default.

Default setting:

Sense setting :	Valid
Action when vacant:	Standby
Time for judging vacancy:	30min



● Turn the human sensor function off if:

- You want to maintain the set temperature and fan speed at a set value.
- The sensor fails.

● Temperature adjustment won't work when the following function is set by remote controller:

- Sleep: Sleep mode is set. -b6: Setting temperature fixed.
- Self-cleaning: Self-cleaning mode is set.
- ECO: Energy saving mode is set.

● Fan speed adjustment won't work when the following function is set by remote controller:

- b9: Wind level fixed. -Sleep
- ECO -Self-cleaning
- Quiet -Forest wind
- Breeze

Problem	Cause	Solution
Sensor is unable to detect human.	There are objects in front of the sensor.	Remove the objects in front of sensor.
	There is a small difference between the room temperature and the body temperature .	Cool down the ambient temperature.
	There is no enough exposed skin for the sensor to detect human.	
	The sensor is dirty.	Clean sensor with a clean dry piece of cloth gently.
	The sensor is unable to detect human far away from sensor.	

Troubleshooting

Problem	Cause	Solution
LED flashes at a stable frequency.	Incorrect installation or the sensor failure.	Turn off the human sensor function and contact the retailer.
The [Sense] icon of remote controller is invalid while Motion is connected.	Connection between human sensor and remote controller has failed.	Make sure the connection is valid and restart the unit.
The unit can't switch on while the standby mode is set.	The unit can't switch on if it is switched off by wired remote controller.	
	Motion must detect human continuously for 1min, until it can be switched on.	Make sure human is in the detection area at least for 1min.

08.2022 V00